


姓名: \_\_\_\_\_

K 一, 第七天





一 写一写

9 九






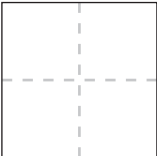
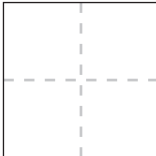
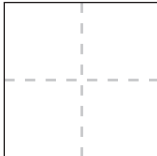
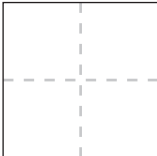
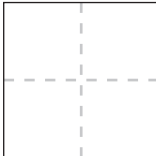


九	九	九	九	九	九	九
九	九	九	九	九	九	九

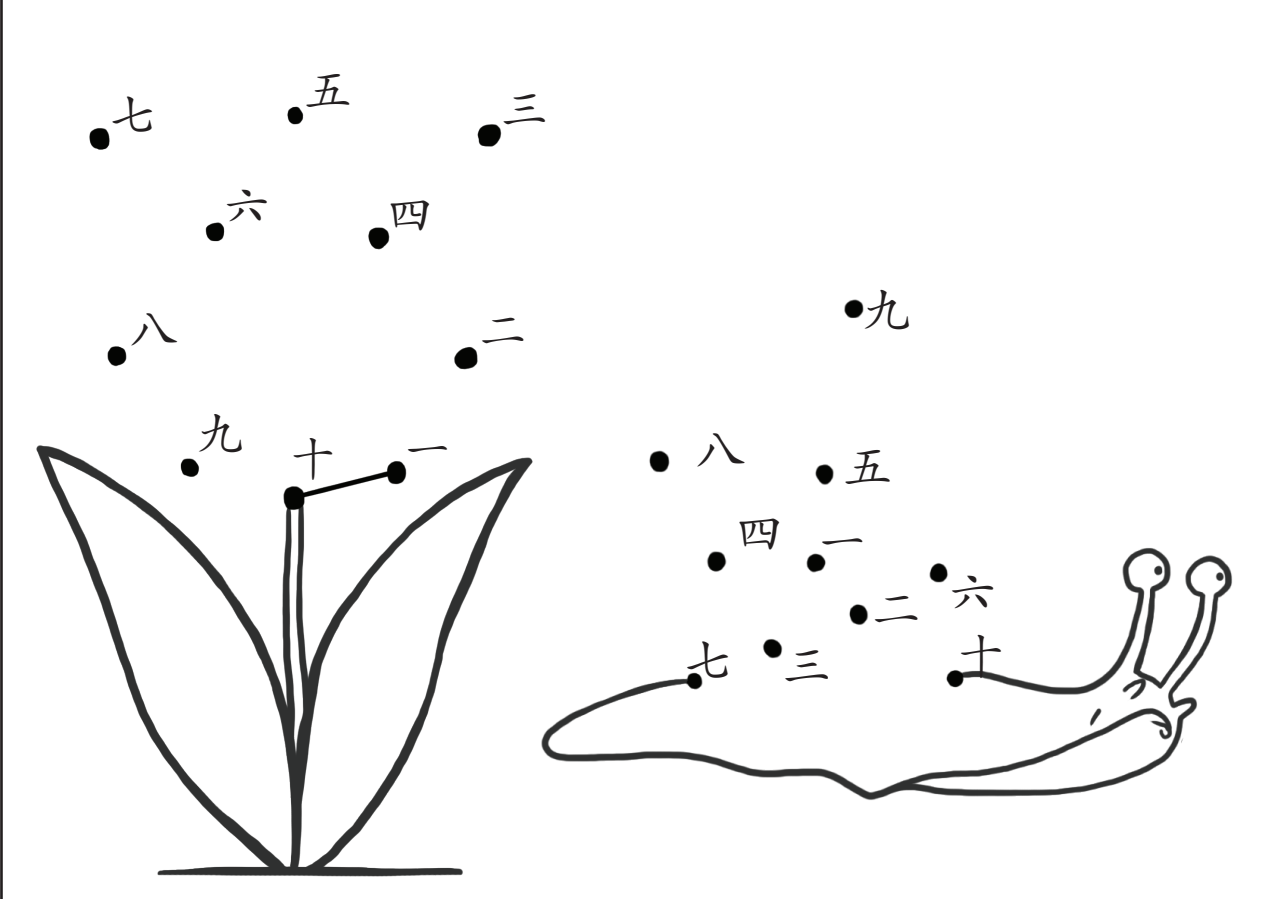
二 写一写

四	四		五	五	
八	八		七	七	

三 写一写

				
5	6	7	8	9
				

四 连一连

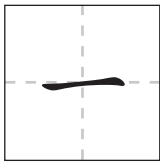
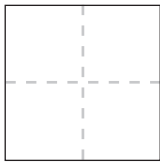
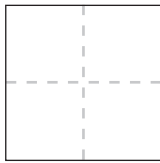
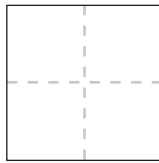
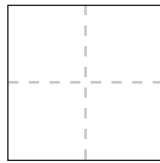


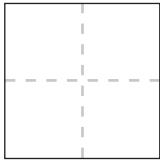
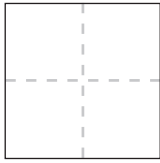
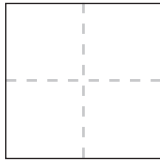
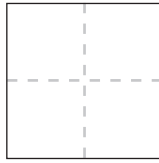
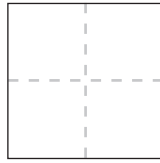
The matching exercise consists of two illustrations: a plant on the left and a snail on the right. Each illustration has ten numbered dots (1-10) scattered around it. The plant's shape is formed by connecting its dots, and the snail's shape is formed by connecting its dots. The numbers 1-10 are also scattered in the background for matching.

姓名: \_\_\_\_\_

K 一, 第九天

一 写一写

1	2	3	4	5
				
•				

6	7	8	9	10
				

二 连一连


3	5	1	2	4	8	9	6	10	7
•	•	•	•	•	•	•	•	•	•
•	•	•	•	•	•	•	•	•	•
二	三	四	一	五	六	九	十	七	八

(Note: A dashed line connects the dot under '1' to the dot under '四'.)

三 圈一圈

H	①	小	八	马
五	下	九	大	5
十	Q	七	☺	三
虫	六	山	7	下
二	8	人	四	\$

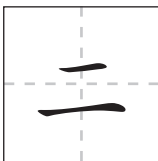
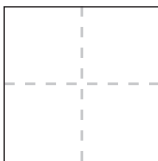
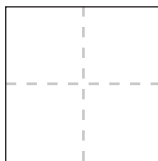
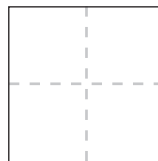
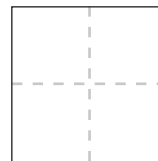
① 二 三 四 五  
六 七 八 九 十

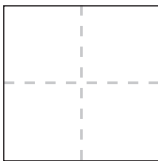
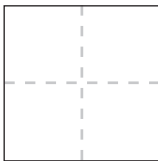
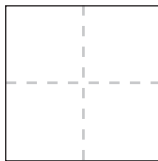
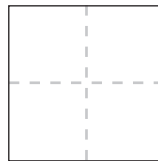
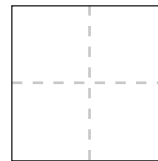


姓名: \_\_\_\_\_






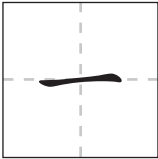
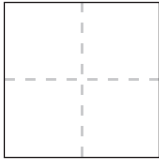
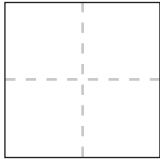
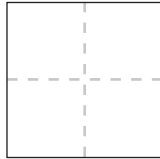
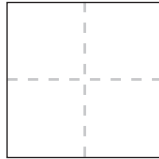
K 一, 第十天

一 写一写






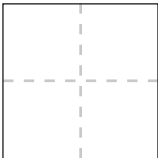
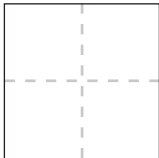
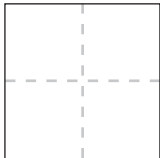
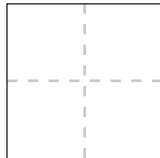
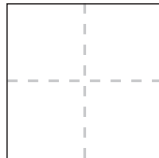
2	5	8	4	9
				
••				

7	3	6	4	10
				

二 写一写

三 读一读

一 二 三、 三 二 一  
 一 二 三 四 五 六 七、  
 七 六 五 四 三 二 一、  
 一 二 三 四 五 六 七 八 九 十、  
 十 九 八 七 六 五 四 三 二 一