



AZ Vocabulary

1. The short hand is the **hour hand**.



What number is the hour hand pointing to? **3**

The long hand is the **minute hand**.



What number is the minute hand pointing to? **12**

2. What time does the clock show?




hour hand: **8**

minute hand: **12**

8 o'clock

3. What time does the clock show?



hour hand: **5**

minute hand: **12**

5 o'clock


On the Back! Check students' work.

4. Think of an activity you do every day at the same time. Draw a picture of that activity.

What number does the hour hand point to at that time?

AZ Vocabulary

1. Both clocks show 9 o'clock.



00 tells the minutes.

hour hand: 9

minute hand: 12

2. Show 1 o'clock on the clock face.


First, draw the hour hand.

It should point to the 1.

Next, draw the minute hand.

It should point to the 12.

To show 1 o'clock on the digital clock, write the hour on the left and the minutes on the right.



On the Back! Check students' work.

3. Choose your favorite hour of the day.


Draw a picture of something you do at that time.

Draw a clock with the time.

AZ Vocabulary

1. The clocks show the time on the **half hour**.

The time shown on the clocks is 7:30.



On the clock face, the **hour hand** is between **7** and **8**.

On the clock face, the **minute hand** is on **6**.

2. Write the time.



On the clock face, the hour hand is between 3 and 4.

On the clock face, the minute hand is on 6.

It is **3:30**.

3. Write the time.



On the clock face, the hour hand is between **5** and **6**.

On the clock face, the minute hand is on **6**.

It is **5:30**.

On the Back! Check students' work.

4. Draw an activity you do on the half hour every day.
Draw a clock to show the time you do that activity.
Then write the time.

AZ Vocabulary





1. A **schedule** lists activities in order by time.

Look for the activity.

The hike starts at **9:00**.

Look at the time.

At 12:00 we **bird watch**.

Nature Center Schedule		
Activity		Time
 Hike		9:00
 Feed Turtles		10:00
 Pick Flowers		11:00
 Bird Watch		12:00

Use the schedule to answer the questions. Circle your answer.

2. Which activity comes just before feeding the turtles?

Bird Watch

Hike

Pick Flowers

3. What time does the activity Pick Flowers begin?

9:00

10:00

11:00

4. Which activity starts at 10:00?

Hike

Feed Turtles

Bird Watch

On the Back!

5. What time is it 30 minutes after bird watching starts?

Draw a clock to show the time.

12:30; Check students' drawings.