



**AZ Vocabulary**

1. The short hand is the **hour hand**.




What number is the hour hand pointing to? \_\_\_\_\_

The long hand is the **minute hand**.



What number is the minute hand pointing to? \_\_\_\_\_

2. What time does the clock show?




hour hand: 8

minute hand: 12

\_\_\_\_\_ o'clock

3. What time does the clock show?



hour hand: \_\_\_\_\_

minute hand: \_\_\_\_\_

\_\_\_\_\_ o'clock


**On the Back!**

4. Think of an activity you do every day at the same time. Draw a picture of that activity.

What number does the hour hand point to at that time?

**AZ Vocabulary**

1. Both clocks show 9 o'clock.



00 tells the **minutes**.


**hour hand:** \_\_\_\_\_

**minute hand:** \_\_\_\_\_

2. Show 1 o'clock on the clock face.

First, draw the hour hand.

It should point to the 1.



Next, draw the minute hand.

It should point to the 12.

To show 1 o'clock on the digital clock, write the hour on the left and the minutes on the right.



**On the Back!**

3. Choose your favorite hour of the day.


Draw a picture of something you do at that time.

Draw a clock with the time.

**AZ Vocabulary**

1. The clocks show the time on the **half hour**.

The time shown on the clocks is 7:30.



On the clock face, the **hour hand** is between \_\_\_\_ and \_\_\_\_.

On the clock face, the **minute hand** is on \_\_\_\_.

2. Write the time.



On the clock face, the hour hand is between 3 and 4.

On the clock face, the minute hand is on 6.

It is \_\_\_\_\_.

3. Write the time.



On the clock face, the hour hand is between \_\_\_\_ and \_\_\_\_.

On the clock face, the minute hand is on \_\_\_\_.

It is \_\_\_\_\_.

**On the Back!**

4. Draw an activity you do on the half hour every day.  
 Draw a clock to show the time you do that activity.  
 Then write the time.

**AZ Vocabulary**





1. A **schedule** lists activities in order by time.

Look for the activity.

The hike starts at \_\_\_\_\_.

Look at the time.

At 12:00 we \_\_\_\_\_.

Nature Center Schedule		
Activity		Time
 Hike		9:00
 Feed Turtles		10:00
 Pick Flowers		11:00
 Bird Watch		12:00

Use the schedule to answer the questions. Circle your answer.

2. Which activity comes just before feeding the turtles?

Bird Watch

**Hike**

Pick Flowers

3. What time does the activity Pick Flowers begin?

9:00

10:00

11:00

4. Which activity starts at 10:00?

Hike

Feed Turtles

Bird Watch

**On the Back!**

5. What time is it 30 minutes after bird watching starts?

Draw a clock to show the time.